

Single-Sided Self-Service Protector w/ Upper Shelf

FINISH:

- Brushed Stainless Steel
- Clear Anodized Aluminum
- Powder Coat:
 - Black
 - Silver

RAL # _____

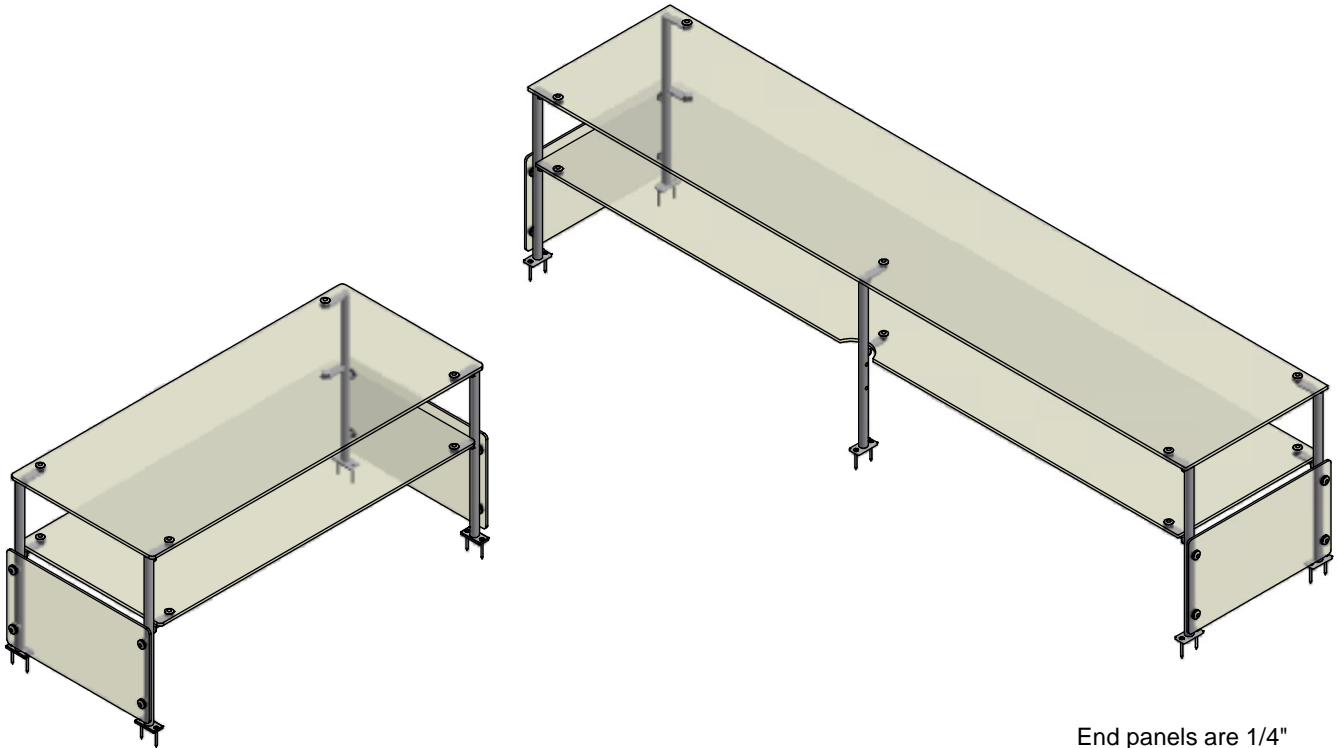
GLASS (Clear Tempered):

- 3/8" Clr Top - Std
- Frosted

OPTIONS(*):

- End Panel - LT
- End Panel - RT
- Light Fixture
- Warmer

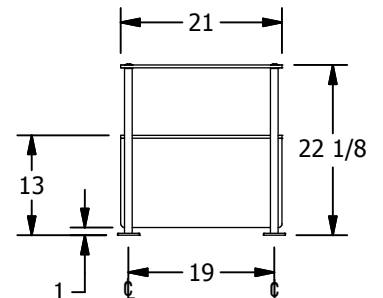
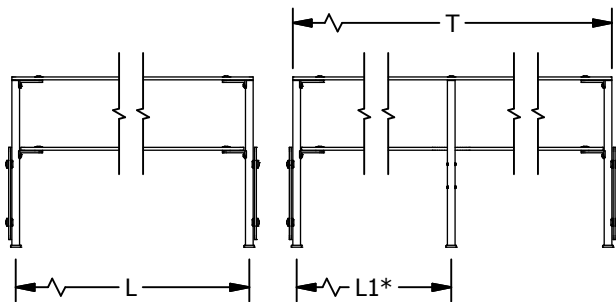
(*) Not all options available on all models
Contact factory for specific information
For Mounting Options see Mounting Hardware Guide



End panels are 1/4" clear tempered glass unless otherwise specified.

- Centerline Dimensions -
L / L1 - 60" Max

T = Top Panel in (1) Piece
T - 108" Max



(* - Middle support is centered unless L1 dimension is specified)